





# BUSH HAMMER SERIES

Full Body Rustic Tiles

“  
Lấy ý tưởng từ nét đẹp hoang sơ của những viên đá bị bào mòn theo thời gian, chúng tôi cho ra đời dòng sản phẩm Bush Hammer. Mặc dù gọi là đá nhưng sản phẩm không mang sắc lạnh mà ngược lại nó đem đến không gian tươi trẻ, tinh tế cho không gian sống của bạn.”

*Inspired by the unspoiled beauty of stones that have worn away over time, we launched the Bush Hammer product line. Although called stone, the product does not bring cold colors, but on the contrary, it brings a fresh and delicate space to your living space.*



**G38525RD** 30x30 Shaded Hammer White Full Body Non-Rect

**G38525RD-1** 30x30 Shaded Hammer White Tread

**G63525RD** 30x60 Shaded Hammer White Full Body Rectified

**G68525RD** 60x60 Shaded Hammer White Full Body Rectified



**G38522RD** 30x30 Shaded Hammer Maize Full Body Non-Rect

**G38522RD-1** 30x30 Shaded Hammer Maize Tread

**G63522RD** 30x60 Shaded Hammer Maize Full Body Rectified

**G68522RD** 60x60 Shaded Hammer Maize Full Body Rectified




**G38548RD** 30x30 Shaded Hammer Solid Grey Full Body Non-Rect

**G38548RD-1** 30x30 Shaded Hammer Solid Grey Tread

**G63548RD** 30x60 Shaded Hammer Solid Grey Full Body Rectified

**G68548RD** 60x60 Shaded Hammer Solid Grey Full Body Rectified



**G38528RD** 30x30 Shaded Hammer Grey Full Body Non-Rect


**G38528RD-1** 30x30 Shaded Hammer Grey Tread

**G63528RD** 30x60 Shaded Hammer Grey Full Body Rectified

**G68528RD** 60x60 Shaded Hammer Grey Full Body Rectified

**G68528-20MM** 60x60 20mm Shaded Hammer Grey Full Body Rectified

**G68528-20MM-BN** 60x60 20mm Bullnose Shaded Hammer Full Body Rectified



**G38529RD** 30x30 Shaded Hammer C/coal Full Body Non-Rect

**G38529RD-1** 30x30 Shaded Hammer Charcoal Tread









**G63529RD** 30x60 Shaded Hammer Charcoal Full Body Rectified

**G68529RD** 60x60 Shaded Hammer Charcoal Full Body Rectified

**G68529-20MM** 60x60 20mm Shaded Hammer Charcoal Full Body Rectified

**G68529-20MM-BN** 60x60 20mm Bullnose Shaded Hammer Full Body Rectified Charcoal

# Technical Specifications: G385 Hammer 30x30









	Properties	Test Method	Required Value	Value	Applies to
	Water absorption	ISO10545 - 3:1995	< 0.5%	0.03%	Wall &Floor, internal +external
	Determination of dimensions	ISO10545 - 2:1995	±0.3%	-0.8 ~ +0.9	Wall &Floor, internal +external
	Breakage strength	ISO10545 - 4:1995	≥35N/mm2	46	Wall &Floor, internal +external
	Modulus of rupture	ISO10545 - 4:1995	≥1300N	1502	Wall &Floor, internal +external
	Chemical resistance	ISO10545 - 13:1995	Min class UB	UA	Wall &Floor, internal +external
	Stain resistance	ISO10545 - 14:1995	Min class 3	4	Wall &Floor, internal +external
	Origin			VN	Wall &Floor, internal +external
	Shade variation	ISO10545 - 2:1995	V1,V2,V3	V2	Wall &Floor, internal +external

Please note that this technical specification sheet is issued to you on an INDICATION ONLY basis as information is subject to shade/production variations, not necessarily to material you would be receiving. No responsibility will be held for the item not meeting this result. It is the responsibility of the end user to carry out appropriate testing for the tiles intended use.

## Packing Information









Tile description		Quantity per Box		
Size (cm)	Texture	Pieces	Sqm	Weight (KGS)
30x30	Hammer	11	0.99	19.30
30x60	Hammer	8	1.44	21.05
60x60	Hammer	4	1.44	21.40
60x60 20mm	Hammer Paver	2	0.72	43.30

# Technical Specifications: G635 Hammer 30x60

	Properties	Test Method	Required Value	Value	Applies to
	Water absorption	ISO10545-3:1995	< 0.5%	0.02%	Wall &Floor, internal+external
	Determination of dimensions	ISO10545-2:1995	±0.3%	-0.2 ~ +0.4	Wall &Floor, internal+external
	Breakage strength	ISO10545-4:1995	≥35N/mm <sup>2</sup>	47.2	Wall &Floor, internal+external
	Modulus of rupture	ISO10545-4:1995	≥1300N	2015	Wall &Floor, internal+external
	Chemical resistance	ISO10545-13:1995	Min class UB	UA	Wall &Floor, internal+external
	Stain resistance	ISO10545-14:1995	Min class 3	4	Wall &Floor, internal+external
	Origin			VN	Wall &Floor, internal+external
	Shade variation	ISO10545-2:1995	V1,V2,V3	V2	Wall &Floor, internal+external









Please note that this technical specification sheet is issued to you on an INDICATION ONLY basis as information is subject to shade/production variations, not necessarily to material you would be receiving. No responsibility will be held for the item not meeting this result. It is the responsibility of the end user to carry out appropriate testing for the tiles intended use.

# Technical Specifications: G685 Hammer 60x60

	Properties	Test Method	Required Value	Value	Applies to
	Water absorption	ISO10545-3:1995	< 0.5%	0.04	Wall &Floor, internal+external
	Determination of dimensions	ISO10545-2:1995	±0.3%	-0.3 ~ +0.4	Wall &Floor, internal+external
	Breakage strength	ISO10545-4:1995	≥35N/mm <sup>2</sup>	46.5	Wall &Floor, internal+external
	Modulus of rupture	ISO10545-4:1995	≥1300N	1985	Wall &Floor, internal+external
	Chemical resistance	ISO10545-13:1995	Min class UB	UA	Wall &Floor, internal+external
	Stain resistance	ISO10545-14:1995	Min class 3	5	Wall &Floor, internal+external
	Origin			VN	Wall &Floor, internal+external
	Shade variation	ISO10545-2:1995	V1,V2,V3	V2	Wall &Floor, internal+external

Please note that this technical specification sheet is issued to you on an INDICATION ONLY basis as information is subject to shade/production variations, not necessarily to material you would be receiving. No responsibility will be held for the item not meeting this result. It is the responsibility of the end user to carry out appropriate testing for the tiles intended use.

# Technical Specifications: G685 Hammer 60x60 20mm

	Properties	Test Method	Required Value	Value	Applies to
	Water absorption	ISO10545-3:1995	< 0.5%	0.03%	Wall &Floor, internal+external
	Determination of dimensions	ISO10545-2:1995	±0.3%	-0.3 ~ +0.3	Wall &Floor, internal+external
	Breakage strength	ISO10545-4:1995	≥35N/mm <sup>2</sup>	46.7	Wall &Floor, internal+external
	Modulus of rupture	ISO10545-4:1995	≥1300N	11250	Wall &Floor, internal+external
	Chemical resistance	ISO10545-13:1995	Min class UB	UA	Wall &Floor, internal+external
	Stain resistance	ISO10545-14:1995	Min class 3	4	Wall &Floor, internal+external
	Origin			VN	Wall &Floor, internal+external
	Shade variation	ISO10545-2:1995	V1,V2,V3	V2	Wall &Floor, internal+external

Please note that this technical specification sheet is issued to you on an INDICATION ONLY basis as information is subject to shade/production variations, not necessarily to material you would be receiving. No responsibility will be held for the item not meeting this result. It is the responsibility of the end user to carry out appropriate testing for the tiles intended use.

