


# G-SERIES 20MM


Discover the G-Series pavers—where durability meets style.

Crafted from full-body porcelain and boasting a robust 20mm thickness, these rectified 600x600 pavers are designed for both elegance and endurance. Available in two sophisticated colours, Charcoal and Grey, they effortlessly compliment any design scheme.

For a seamless finish, explore the Bullnosed version, adding a refined touch to your outdoor spaces. Perfect for creating striking, long-lasting surfaces, the G-Series is your go-to choice for exceptional quality and timeless appeal.




**G68528-20MM**  
**(Grey)**











**G68529-20MM**  
**(Charcoal)**

**Bull-nosed edge**



# Technical Specifications: G685 Hammer 60x60 20mm

	Properties	Test Method	Required Value	Value	Applies to
	Water absorption	ISO10545-3:1995	< 0.5%	0.03%	Wall &Floor, internal+external
	Determination of dimensions	ISO10545-2:1995	±0.3%	-0.3 ~ +0.3	Wall &Floor, internal+external
	Breakage strength	ISO10545-4:1995	≥35N/mm <sup>2</sup>	46.7	Wall &Floor, internal+external
	Modulus of rupture	ISO10545-4:1995	≥1300N	11250	Wall &Floor, internal+external
	Chemical resistance	ISO10545-13:1995	Min class UB	UA	Wall &Floor, internal+external
	Stain resistance	ISO10545-14:1995	Min class 3	4	Wall &Floor, internal+external
	Origin			VN	Wall &Floor, internal+external
	Shade variation	ISO10545-2:1995	V1,V2,V3	V2	Wall &Floor, internal+external

Please note that this technical specification sheet is issued to you on an INDICATION ONLY basis as information is subject to shade/production variations, not necessarily to material you would be receiving. No responsibility will be held for the item not meeting this result. It is the responsibility of the end user to carry out appropriate testing for the tiles intended use.